



A step by step guide to Affiliate Window and joining the Myprotein Partnership Scheme

Let's get started...

Welcome to the step by step guide to how to sign up for Affiliate Window and to become an official partner of Myprotein. This guide is full of top tips to help you get started as well as everything you need to know

Stages to complete

- Sign up to Affiliate Window
- Complete your personal profile
- Provide your payment information
- Apply to The Hut Group programs

Don't forget, if you have any questions or problems, you can email me on scarlett.gilboy@thehutgroup.com

1

Sign up to Affiliate Window

What you need to do...

Sign up as a Publisher with Affiliate Window using this link:

<https://darwin.affiliatewindow.com/user/affiliate-signup/account-details>

Then complete the four sections:

1. **Account Details**

- Basic details about you and where you are in the world.

2. **Promotional Details**

- Set your 'Primary Region' as the country in which you operate.
- Select 'Content' and then 'Editorial Content', before selecting 'Set as Primary'.

3. **Website Campaign**

- Add your site URL (this can be a Facebook/Twitter page or blog).
- In the 'Description', enter Myprotein.
- In 'Sectors', select 'Retail and 'Shopping', and then 'Health & Beauty'.

4. **Verification Method**

- Select 'Yes' when asked if you have an invitation code.
- Use the invite code provided to you after emailing scarlett.gilboy@thehutgroup.com to waive the £5 joining fee

THE HUT GROUP™

 **affiliatewindow**
part of the zanox group

That's the first step done!

It will take up to 10 days for you to be approved onto the network, but it is usually a lot quicker. If you have any concerns about the approval, just drop me an email.

2

Complete your profile

Why is this important?

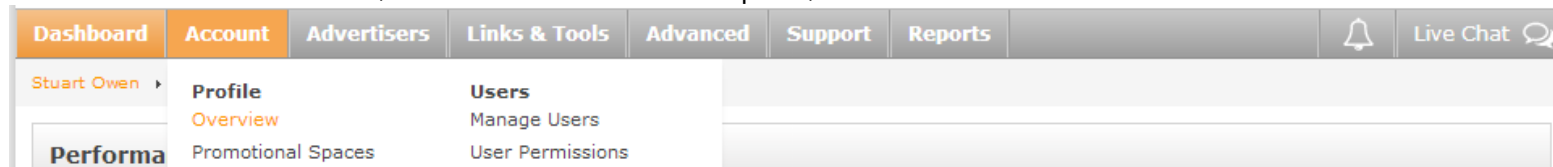
This makes your approval onto the network quicker so the more information you can provide the better.

Login into Affiliate Window using the email address you signed up with and the password you selected.

THEHUTGROUP™

 **affiliatewindow**
part of the zanox group

Hover over the 'Account' tab, and select the 'Overview' option, shown below.



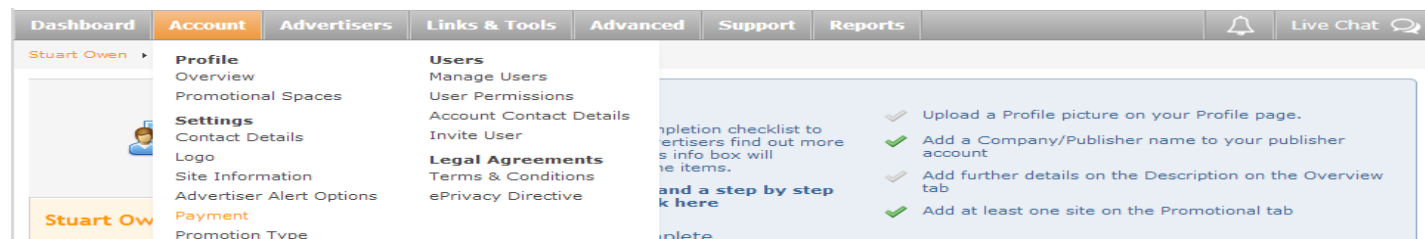
You will see a checklist of tasks that you need to complete - don't worry about uploading your profile picture, however, in the 'Description', please enter 'Myprotein'.

3

Provide Payment Information

Providing your payment information is necessary for receiving your commissions.

Hover over the 'Account' tab, and select 'Payment' under the 'Settings' option, shown below.



THEHUTGROUP™

affiliatewindow
part of the zanox group

Please note, you only need to select 'VAT registered' if you are a registered business.

Provide Payment Information

Select the Frequency you wish to be paid (monthly or twice a month).


Payments are made on the 16th and the last day of the month.

Please bear in mind that we have a 30 day validation period to allow for cancellations and returns. Any valid sales that have not been cancelled or returned are eligible for commission. Please be aware sometimes payment can take up to 45 days on top of the validation period in order to allow for finance payments to be made.

Select a payment threshold – this is the amount of commission you will need to earn before you receive payment.

Then enter your payment details.



 **United Kingdom**
Payment details for the earnings that you generate for programs operating in GBP

Payment Frequency •

Payment Method •

Payment Threshold •

Sort Code •

Account Number •

Bank Name •

Account Holder •

Once your application is complete, you will receive an email confirmation and then be invited to log-in to the Affiliate Window platform. Once logged in, a 6 digit ID will be displayed in the top right of the screen – please email this to scarlett.gilboy@thehutgroup.com when requesting your discount codes.

In order to request your discount codes, please email scarlett.gilboy@thehutgroup.com



4

Now you're ready to get started...

This section takes you through how to find everything you need to get started on Affiliate Window, from creating a tracked link to accessing weekly affiliate exclusive deals to promote to your followers.

Here is what we cover in this section:

- How to create a tracked link in Affiliate Window
- How to find a discount code in Affiliate Window
- How to add an affiliated banner to your site
- Google Chrome Extension - MyAW

If you need any further help, have any questions, want to set up exclusive offers or just want to introduce yourself, feel free to drop me an email on scarlett.gilboy@thehutgroup.com.

THEHUTGROUP™

 **affiliatewindow**
part of the zanox group

How to create a tracked link in Affiliate Window

So you can earn a commission, each link that you use needs to be a tracked or deep link to ensure it includes the Affiliate Window tracking data. These are easy to create, just follow our step by step guide below.

- Login to your account and click on 'Link Builder' from the 'Links & Tools' drop down menu.
- Select who you want to create a link for (i.e. Myprotein) from the advertiser drop down where it says 'PLEASE SELECT'.
- Once you've updated the advertiser, the deep link box will update with the html.

The screenshot shows the 'Deep Link Builder' interface in the Affiliate Window dashboard. The top navigation bar includes 'Dashboard', 'Account', 'Advertisers', 'Links & Tools' (highlighted), 'Advanced', 'Support', and 'Reports'. Below the navigation bar, a breadcrumb trail reads 'Stuart Owen > Stuart Owen > Links & Tools > Link Builder'. A yellow warning banner states: 'Your profile is incomplete, you can complete it here. A complete profile ensures you appear in the Publisher Directory.' The main form is titled 'Deep Link Builder' and contains the following fields:



- Select Advertiser:** A dropdown menu with 'Myprotein' selected.
- Choose Format:** Radio buttons for 'HTML' (selected) and 'URL'.
- Click Ref:** An empty text input field.
- Link text:** A text input field containing 'Myprotein'.
- Deep link url:** An empty text input field.
- Open in window:** Radio buttons for 'Current' (selected) and 'New'.

Below the form, a section titled 'Your Deep Link' displays the generated HTML code:



```
<a href="http://www.awin1.com/cread.php?awinmid=3196&awinaffid=187471&clickref=&p=" onmouseover="self.status="; return true;" onmouseout="self.status="; return true;" target="_top">Myprotein</a>
```

At the bottom right of the form, there are two buttons: 'Select Text' and 'Create Shortlink'.

- Change the format to 'URL' and it will update the deep link. Select for the window to open in a 'New' one.

Dashboard Account Advertisers **Links & Tools** Advanced Support Reports  Live Chat 

Stuart Owen > Stuart Owen > Links & Tools > Link Builder

 Your profile is incomplete, you can complete it [here](#). A complete profile ensures you appear in the Publisher Directory. 

Deep Link Builder

Select Advertiser:	<input type="text" value="Myprotein"/>	Choose Format:	HTML <input type="radio"/> URL <input checked="" type="radio"/>
Click Ref:	<input type="text"/>	Link text:	<input type="text" value="Myprotein"/>
Deep link url:	<input type="text"/>	Open in window:	Current <input type="radio"/> New <input checked="" type="radio"/>

Your Deep Link

```
http://www.awin1.com/cread.php?awinmid=3196&awinaffid=187471&clickref=&p=
```

[Select Text](#) [Create Shortlink](#)

- Just copy and paste the link from the site you want to track into the 'Deep link url' box, and this will create a tracking link for you in the 'Your Deep Link' box. You can either copy and paste this url as you would normally do with a regular link or you can click 'Create Shortlink' and it will make a shortened url that hides the tracking and can also be used for Facebook/Twitter posts but still track sales for you.

Dashboard Account Advertisers **Links & Tools** Advanced Support Reports

Stuart Owen > Stuart Owen > Links & Tools > Link Builder

Deep Link Builder

Select Advertiser: Myprotein Choose Format: HTML ☐ URL ☒

Click Ref: Link text: Myprotein

Deep link url: http://www.myprotein.com/our-range/best-sellers.list Open in window: Current ☐ New ☒

Your Deep Link


http://www.awin1.com/cread.php?awinmid=3196&awinaffid=187471&clickref=&p=http%3A%2F%2Fwww.myprotein.com%2Four-range%2Fbest-sellers.list

Select Text Create Shortlink

- Just copy and paste the shortened deep link to wherever you want to promote it e.g. on your site, on social media.

How to find a discount code in Affiliate Window

Login to your account and click on 'Discount codes' from the 'Links & Tools' drop down menu which is highlighted below.



This will take you to the screen on the next page where you can select an advertiser, just search using a name or ID and click 'filter'.

Alternatively, all discount codes available for the programs will be displayed underneath this section so you can browse through them.

- I have selected Myprotein as an example, so you can see all the available discount codes appear below including, code name, details and end date. All you have to do is copy and paste the details and share. You can also click the Excel icon at the top left of the codes to download a spreadsheet of them.

Search by advertiser name or ID:

Myprotein

Search by relationship with advertiser:

All Advertisers

Search by region:

All Regions

Number of results per page:

50

Search by related category:

All Categories

Search by Type:

Discount Code

Filter

Advertiser ID	Advertiser Name	Region	Code	Exclusive	Type	Details	Terms	Start Date	End Date	Date added
3196	Myprotein	GB	MYSTERYGIFT	no	Discount Voucher	http://www.myprotein.com/our-range/best-sellers.list Free Mystery Gift when you spend £10 / £13	Product automatically entered into the basket when entering the code	21/05/2014 00:00	30/06/2015 23:59	30/01/2015
3196	Myprotein	GB	NEW10	no	Discount Voucher	http://www.myprotein.com/new-customer.list 10% off for New Customers	Customer must add product to basket before entering code. The code cannot be used in	22/01/2014 00:00	31/12/2015 23:59	23/01/2015
3196	Myprotein	GB	WEEKLY	no	Discount Voucher	http://www.myprotein.com/sports-nutrition/my-bar-zero-12-x-65g/10979938.html 20% off My Bar Zero	Not Provided	25/02/2015 00:00	03/03/2015 23:59	25/02/2015
3196	Myprotein	GB	25SPECIAL	no	Discount Voucher	http://www.myprotein.com/our-range/best-sellers.list 10% off £25/£50	Excludes Sale items, Bundles, and Under Armour. Customer must add product/s to basket	25/02/2015 00:00	05/03/2015 23:59	27/02/2015
3196	Myprotein	GB	40SPECIAL	no	Discount Voucher	http://www.myprotein.com/our-range/best-sellers.list 15% off £40/£75	Excludes Sale items, Bundles, and Under Armour. Customer must add product/s to basket	25/02/2015 00:00	05/03/2015 23:59	27/02/2015
3196	Myprotein	GB	60SPECIAL	no	Discount Voucher	http://www.myprotein.com/our-range/best-sellers.list 20% off £60/£100	Excludes Sale items, Bundles, and Under Armour. Customer must add product/s to basket	25/02/2015 00:00	05/03/2015 23:59	27/02/2015

How to add an affiliated banner to your site

- Login to your account and click on 'Banners' from the 'Links & Tools' drop down menu.
- Select the site you'd like to view banners for (you can select multiple sites) and click to highlight. Then click generate report to show all the banners you are able to use. You can also select the size of banner you're looking for which will handily narrow the results.

Dashboard Account Advertisers **Links & Tools** Advanced Support Reports

Stuart Owen > Stuart Owen > Links & Tools > Banners

We've launched The Opportunity Marketplace - A new tool that lets you list, manage and promote all of the advertising options available on your website. [Try it now!](#)

Your profile is incomplete, you can complete it here. A complete profile ensures you appear in the Publisher Directory.

Edit this list

View banner and linking methods

Show: 25 Current Advertisers per page

Select Advertisers:
(Hold ctrl to select multiple)

- Monster Supplements
- MP PT Scheme
- Myprotein**
- Myprotein (US)
- myvitamins.com
- Powerman

[deselect all](#) - [select all](#)

Where they have: Banners of type 468x60 [Generate Report](#)

- The report shows the amount of different sized banners available for you to use, you can click through to a specific size you're looking for or click on the brand name to view all the banners.

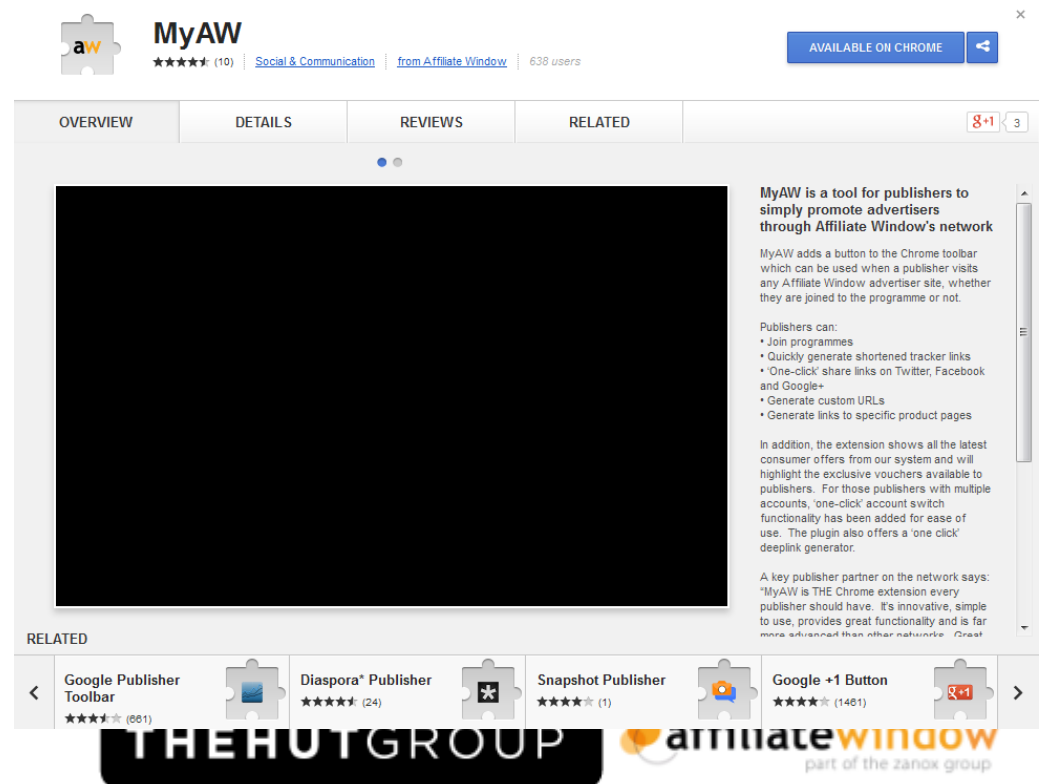
- It will take you through to a screen with a preview of the banners as well as the html or javascript. Just select the code and add this to your site. The banner will automatically update when we seasonally update the banners so you don't have to worry about keeping up to date.

Google Chrome Extension – MyAW

Affiliate Window have released a new Google Chrome extension for publishers, MyAW. This is a great tool which will save you plenty of time.

This tool will allow you to:

- Join programmes
 - Quickly generate shortened tracker links
 - 'One-click' share links on Twitter, Facebook and Google+
 - Generate custom URLs
 - Generate links to specific product pages
 - The extension shows all the latest consumer offers
-
- Simply visit the Chrome store using the link below to download the free extension and get started.
 - Link: chrome.google.com



For further information, help or to set up exclusive offers please contact:

Scarlett Gilboy on scarlett.gilboy@thehutgroup.com

You can learn more about The Hut Group and our online stores by visiting our site at thehutgroup.com

THEHUTGROUP™

 **affiliatewindow**
part of the zanox group