









SPECIFICATIONS












	IZY-ON		HRX	IZY				
	HRG 416 XB	HRG 466 XB	HRX 476 XB	HRG 416 PKEH	HRG 416 SKEH	HRG 466 PKEH	HRG 466 SKEH	HRG 466 SKEP
								
Cutter deck size (cm)	41	46	47	41	41	46	46	46
Cutter deck material	Steel	Steel	Polystrong	Steel	Steel	Steel	Steel	Steel
Engine	-	-	-	OHV 4-stroke	OHV 4-stroke	OHV 4-stroke	OHV 4-stroke	OHV 4-stroke
Engine displacement (cc)	-	-	-	145	145	145	145	145
Engine model	-	-	-	GCVx145	GCVx145	GCVx145	GCVx145	GCVx145
Engine rated power (KW/rpm)*	1.0/2,900	1.8/2,800	1.8/2,600 (standard) / 2,200 (quiet mode)	2.7/2,900	2.7/2,900	2.7/2,800	2.7/2,800	2.7/2,800
Dual air filter	-	-	-	-	-	-	-	-
Engine bearings	-	-	-	-	-	-	-	-
Fuel tank capacity (l)	-	-	-	0.91	0.91	0.91	0.91	0.91
Transmission	Push	Single speed	Variable Select Drive	Push	Single speed	Push	Single speed	Single speed
Driving speed (m/s)	-	0.90	0-1.3	-	0.92	-	0.89	0.89
Blade brake clutch (Roto Stop®)	-	-	-	-	-	-	-	-
Mulching (Versamow® selective / variable)	-	Selective	Variable	-	-	-	-	Selective
Mulching kit	-	-	-	-	o	-	o	-
Positions & cutting height adjustment (mm)	6 (20-74)	6 (20-74)	7 (25-79)	6 (20-74)	6 (20-74)	6 (20-74)	6 (20-74)	6 (20-74)
Height adjustment points	2	2	1	2	2	2	2	2
Rear roller	-	-	-	-	-	-	-	-
Electric start	-	-	-	-	-	-	-	-
Grass bag capacity (l)	42	50	75	42	42	50	50	50
Noise dB(A)**	89	92	92 (standard) / 88 (quiet mode)	94	95	94	95	95
Dry weight (kg)	23	27	36.5	28	30	29	31	32
Dimensions (L x W x H (mm))	1,415 x 453 x 980	1,430 x 497 x 980	1,580 x 530 x 995	1,415 x 453 x 980	1,440 x 453 x 980	1,445 x 497 x 980	1,470 x 497 x 980	1,470 x 497 x 980

*The power rating of engines in this document is the net power output tested on a production engine and measured in accordance with SAE J1349 at 3,600 rpm.


**Guaranteed sound power level (in accordance with 2000/14/EC Directive) in dB(A).

o Available as an optional extra - Not available.

	HRN		HRX							
	HRN 536 VKEA	HRN 536 VYEA	HRX 426 PKEH	HRX 426 SKEH	HRX 426 QXEH	HRX 476 VKEH	HRX 476 VYEH	HRX 476 HYEY	HRX 476 QYEH	
										
Cutter deck size (cm)	53	53	42	42	42	47	47	47	47	
Cutter deck material	Steel / Composite	Steel / Composite	Polystrong	Polystrong	Polystrong	Polystrong	Polystrong	Polystrong	Polystrong	
Engine	OHV 4-stroke	OHV 4-stroke	OHC 4-stroke	OHC 4-stroke	OHC 4-stroke	OHV 4-stroke	OHV 4-stroke	OHV 4-stroke	OHV 4-stroke	
Engine displacement (cc)	166	166	160	160	160	166	166	166	166	
Engine model	GCVx170	GCVx170	GCV160	GCV160	GCV160	GCVx170	GCVx170	GCVx170	GCVx170	
Engine rated power (KW/rpm)*	3.2/2,950	3.2/2,950	2.8/2,900	2.8/2,900	2.8/2,900	3.1/2,800	3.1/2,800	3.1/2,800	3.1/2,800	
Dual air filter	-	-	-	-	-	-	-	-	-	
Engine bearings	-	-	-	-	-	-	-	-	-	
Fuel tank capacity (l)	0.91	0.91	0.91	0.91	0.91	0.91	0.91	0.91	0.91	
Transmission	Variable SMART Drive®	Variable SMART Drive®	Push	Single speed	Single speed	Variable Select Drive	Variable Select Drive	Variable Hydrostatic	Single speed	
Driving speed (m/s)	0-1.7	0-1.7	-	1.04	0.9	0-1.4	0-1.4	0-1.4	1	
Blade brake clutch (Roto Stop®)	-	Yes	-	Yes	Yes	-	Yes	Yes	Yes	
Mulching (Versamow® selective / variable)	Selective	Selective	-	-	-	Variable	Variable	Variable	-	
Mulching kit	-	-	o	o	-	-	-	-	-	
Positions & cutting height adjustment (mm)	7 (27-100)	7 (27-100)	6 (25-78)	6 (25-78)	5 (19-55)	7 (25-79)	7 (25-79)	7 (25-79)	5 (19-58)	
Height adjustment points	2	2	2	2	2	1	1	1	1	
Rear roller	-	-	-	-	Yes	-	-	-	Yes	
Electric start	-	-	-	-	-	-	-	-	-	
Grass bag capacity (l)	70	70	60	60	60	75	75	75	70	
Noise dB(A)**	98	98	94	94	94	94	94	94	94	
Dry weight (kg)	36	40	31	36	38	39	42	44	42	
Dimensions (L x W x H (mm))	1,550 x 575 x 1,037	1,550 x 575 x 1,037	1,475 x 480 x 995	1,440 x 480 x 1,030	1,440 x 480 x 1,045	1,580 x 530 x 995	1,610 x 497 x 1,035	1,610 x 497 x 1,035	1,445 x 497 x 980	


Model availability is dependant on country, do not hesitate to ask your local Honda dealer.

SPECIFICATIONS

	HRX				HRS	HRD	
	HRX 537 VKE	HRX 537 VYE	HRX 537 HYE	HRX 537 HZE	HRS 536 VKEA	HRD 536 HXE	HRD 536 QXE
							
Cutter deck size (cm)	53	53	53	53	53	53	53
Cutter deck material	Xenoy	Xenoy	Xenoy	Xenoy	Steel	Aluminium	Aluminium
Engine	OHV 4-stroke	OHV 4-stroke	OHV 4-stroke	OHV 4-stroke	OHC 4-stroke	OHV 4-stroke	OHV 4-stroke
Engine displacement (cc)	201	201	201	201	160	163	163
Engine model	GCVx 200	GCVx 200	GCVx 200	GCVx 200	GCV 160	GXV 160	GXV 160
Engine rated power (KW/rpm)*	3.7/2,850	3.7/2,850	3.7/2,850	3.7/2,850	2.7/2,850	2.7/2,800	2.7/2,800
Dual air filter	-	-	-	-	-	-	-
Engine bearings	-	-	-	-	-	-	-
Fuel tank capacity (l)	0.91	0.91	0.91	0.91	0.93	1.5	1.5
Transmission	Variable Select Drive	Variable Select Drive	Variable Hydrostatic	Variable Hydrostatic	Variable SMART Drive®	Variable Hydrostatic	Single Speed
Driving speed (m/s)	0-1.64	0-1.64	0-1.61	0-1.61	0-1.65	0-1.4	1.2
Blade brake clutch (Roto Stop®)	-	Yes	Yes	Yes	-	Yes	Yes
Mulching (Versamow® selective / variable)	Variable	Variable	Variable	Variable	-	-	-
Mulching kit	-	-	-	-	-	◦	-
Positions & cutting height adjustment (mm)	7 (19-101)	7 (19-101)	7 (19-101)	7 (19-101)	6 (28-102)	5 (14-52)	5 (14-52)
Height adjustment points	4	4	4	4	4	4	4
Rear roller	-	-	-	-	-	-	Yes
Electric start	-	-	-	Yes	-	-	-
Grass bag capacity (l)	76	76	76	76	-	80	83
Noise dB(A)**	98	98	98	98	98	98	98
Dry weight (kg)	41	44.4	46.6	48.3	32.6	49	53.5
Dimensions (L x W x H (mm))	1,610 x 588 x 1,073	1,610 x 588 x 1,073	1,665 x 585 x 1,122	1,665 x 585 x 1,122	1,532 x 582 x 1,024	1,575 x 574 x 1,018	1,655 x 574 x 1,031

*The power rating of engines in this document is the net power output tested on a production engine and measured in accordance with SAE J1349 at 3,600 rpm.
**Guaranteed sound power level (in accordance with 2000/14/EC Directive) in dB(A).

◦ Available as an optional extra - Not available.

	HRH		UM	
	HRH 536 HXE	HRH 536 QXE	UM 536 EBE2	UM 616 EBE2
				
Cutter deck size (cm)	53	53	53	61
Cutter deck material	Aluminium	Aluminium	Steel	Steel
Engine	OHV 4-stroke	OHV 4-stroke	OHV 4-stroke	OHV 4-stroke
Engine displacement (cc)	163	163	163	163
Engine model	GXV 160	GXV 160	GXV 160	GXV 160
Engine rated power (KW/rpm)*	2.7/2,800	2.7/2,800	3.2/3,600	3.2/3,600
Dual air filter	Yes	Yes	-	-
Engine bearings	Yes	Yes	-	-
Fuel tank capacity (l)	1.5	1.5	1.6	1.6
Transmission	Variable Hydrostatic	Single speed	Two speed	Variable Hydrostatic
Driving speed (m/s)	0-1.4	1.2	0.5 & 0.8	0.4-1.0
Blade brake clutch (Roto Stop®)	Yes	Yes	Yes	Yes
Mulching (Versamow® selective / variable)	-	-	-	-
Mulching kit	◦	-	-	-
Positions & cutting height adjustment (mm)	6 (21-76)	5 (14-52)	4 (15-75)	4 (15-75)
Height adjustment points	4	1	2	2
Rear roller	-	Yes	-	-
Electric start	-	-	-	-
Grass bag capacity (l)	83	83	-	-
Noise dB(A)**	98	98	98	98
Dry weight (kg)	60	58	68	76
Dimensions (L x W x H (mm))	1,695 x 575 x 1,020	1,695 x 575 x 1,020	1,770 x 860 x 1,080	1,780 x 970 x 1,080

Model availability is dependant on country, do not hesitate to ask your local Honda dealer.

