

Kellica

This guide is to be used with an existing ring to find out your ring size.

For greatest accuracy use a ring with a similar band width and style to that you want to buy.

Step 1

Print this document out to 100% - ensure that page scaling is set to 'none' on the printing dialogue box. Check the printed size by measuring the line below. It should be exactly 5cm.

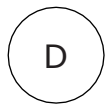
Step 3

Place your ring on the chart below and match the inside edge of the ring to the circle nearest in size.

Step 3

The letter that fits best within the circle, is your ring size. If the ring falls somewhere between two sizes you should always opt for the larger size.

5cm



12.84 mm



13.57 mm



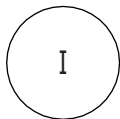
13.97 mm



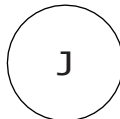
14.38 mm



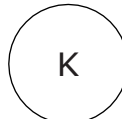
14.88 mm



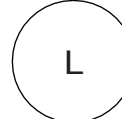
15.10 mm



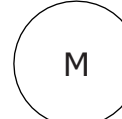
15.49 mm



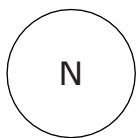
15.90 mm



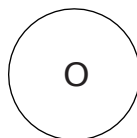
16.31 mm



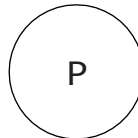
16.71 mm



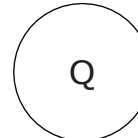
17.12 mm



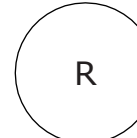
17.53 mm



17.93 mm



18.34 mm



18.75mm

Kellica

Kellica Size	UK Ring Size	EU Ring Size	Circumference (mm)
S	J	48 3/8	48.7
M	M	52 1/8	52.5
L	P	55 7/8	56.3