
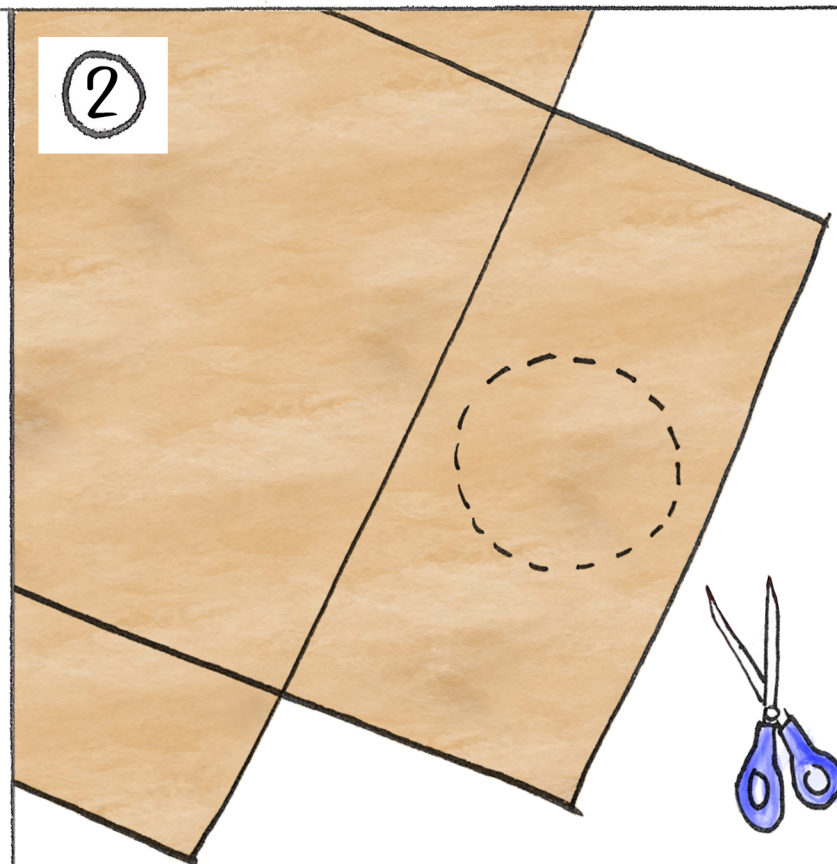


How to make a present

① What you'll need...




②




Cut out a circle for the door.

③ Secure the lid with tape so the top of the box is sealed.




④




Use the green card to decorate outside box with base colour, layer over the white card on top with scalloped edges.

⑤



Cut red card into 2cm wide strips to look like present ribbon and attach to box, leaving gap where door is.

⑥



Use the glue to attach your colourful pom poms to the present design.