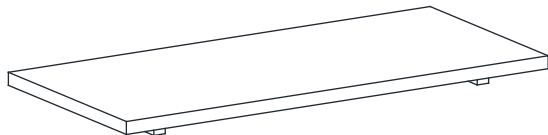

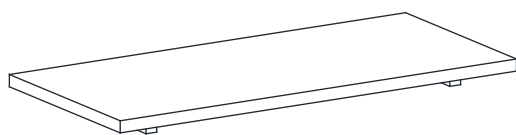


Savoy WC worktop black granite/carrara marble Assembly Instructions (20050073360, 20050073370)


Parts supplied:



Tools Required:




Make that the cabinet is level.
Position the worktop on the cabinet



****IMPORTANT INFORMATION****

If you have an issue or require assistance with this product, then please locate and make a note of the production information located on the product as shown , and quote these details when speaking to a BATHSTORE representative.

Code:
Supplier/PO: HU0001/XXXXX
Production Date: DD/MM/YYYY
BATHSTORE. AL7 3UQ. UK.
MADE IN CHINA



This is an example of the label for reference only. Please refer to the product for the full label.

MARBLE & STONE CUSTOMER CARE INSTRUCTIONS**IMPORTANT.PLEASE READ PRIOR TO INSTALLATION AND FIRST CUSTOMER USE.****Please pass onto the customer****GENERAL INFORMATION:**

Marble is a natural stone which needs careful maintenance, and periodic resealing to prevent water ingress and subsequent staining.

Matt surfaces are naturally more porous than highly polished surfaces and therefore should be sealed more frequently.

Bathstore vanity tops and bowls do come pre sealed. This will give protection against water and oil contamination if properly maintained with the correct products.

Always ensure that the marble or stone is cleaned and wiped dry, if required, to ensure any surface water or contaminants are fully removed after every use as this will help prolong the life of the product.

WARNING! ALTHOUGH THE TOPS AND BOWLS ARE SEALED, PLEASE BE AWARE THAT THESE PRODUCTS ARE PRONE TO ACIDIC DAMAGE. CARE MUST BE TAKEN WITH THE CLEANING AND USE OF THIS MARBLE & STONE PRODUCT.

WARNING! DO NOT USE ANY OF THE FOLLOWING ON YOUR STONE OR MARBLE PRODUCT.

ACIDIC CLEANERS INC BATHROOM, TILE OR FLOOR CLEANERS; POWDERED OR LIQUID ABRASIVE CLEANERS; SOFT PASTE CLEANERS OR TOOTHPASTE; WINDOW CLEANERS; AMMONIA BASED PRODUCTS; VINEGAR BASED PRODUCTS; LEMON; ABRASIVE CLEANING PADS; WIRE OR STEEL WOOL OR ANY OTHER MATERIAL LIKELY TO SCRATCH OR MARK THE SURFACE.

WARNING! HARSH CLEANING PRODUCTS, TOOTHPASTE, SOME SOAPS, SHAMPOOS AND SOME COSMETIC PRODUCTS MAY HAVE AN EFFECT ON THE FINISH OF THESE PRODUCTS.

DAILY OR REGULAR CLEANING:

Only clean with either warm soapy water and a soft cloth or a specific marble or stone cleaner. If a specific marble or stone cleaner is used, then please follow your products instructions carefully. Specific marble or stone cleaning products are readily available from reputable hardware stores or online.

When using warm soapy water, run the damp cloth over the surface to collect any spills or dirt.

Use a circular motion where areas need just a lit bit of extra pressure.

Don't scrub as this could scratch the surface.

Don't leave your marble or stone product wet as this will lead to staining. Marble or stone stains very quickly if liquids sit untouched for a period of time.

Use a dry cloth to mop up any residual damp or wet areas, until the product is fully dry.

WARNING! NEVER USE A SCOURER OR OTHER ABRASIVE CLEANING AGENTS AS THIS WILL DAMAGE THE MARBLE OR STONE, AND REMOVE THE WATERPROOF SEALANT. THIS WILL LEAD TO SCRATCHING OF THE POLISHED SURFACE & TO STAINING, LEAVING THE SURFACE DULL AND MARKED.

LIMESCALE REMOVAL

WARNING! DO NOT USE A GENERAL ALL PURPOSE LIMESCALE REMOVER OR ANY AGGRESSIVE BATHROOM CLEANER AS THESE WILL PERMANENTLY DAMAGE THE SURFACE OF THE MARBLE OR STONE, LEAVING A DULL FINISH. IF THIS DOES OCCUR THEN PLEASE CONSULT A SPECIALIST PROFFESIONAL RESTORER TO RESTORE THE SURFACE OF YOUR PRODUCT.

Limescale and salt residues should be cleaned as soon as you see them start to build up. They may need further attention by a specialised stone restorer to remove if not addressed immediately.

Please use a specific marble or stone lime scale remover following your products instructions carefully.

Specific marble or stone lime scale removing products are readily available from reputable hardware stores or online.

STAIN OR SCRATCH REMOVAL

Please consult a specialist marble or stone restorer, to determine how best to remove your specific stain or scratch.

After this process it is recommended that your product is resealed using a professional marble or stone sealing product, following your products instructions carefully.

Specific marble or stone sealing products are readily available from reputable hardware stores or online.

SEALING MAINTENANCE:

Marble and stone needs special care. It is recommended that after several use a of a specific marble and stone lime scale remover, or yearly (whichever is sooner), your product is resealed with a specific marble and stone sealer.

When a specific marble or stone sealer is used it is important to follow your products instructions carefully.

Specific marble or stone sealing products are readily available from reputable hardware stores or online.

PLEASE CONTACT BATHSTORE CUSTOMER SERVICES or SEE OUR WEBSITE WWW.BATHSTORE.COM FOR ANY FURTHER ASSISTANCE.