

Dual Voltage Shaver Socket Chrome

Code: 44400010940



DIMENSIONS

Width: 87mm
Height: 148mm
Depth: 48mm

CARE AND MAINTENANCE:

Ensure that the power is disconnected prior to cleaning.

To keep the finish of this product, wipe over with soft cloth periodically.

Do not use harsh chemical solvents, it may dis-colour or damage the finish

IMPORTANT:

Please read these instructions carefully before attempting to install this product. It is advisable to keep these instructions in a safe place for future reference.

We recommend that you consult a qualified electrician. All electrical installation must be carried out in accordance with current IEE wiring regulations (BS7671).

These products must not be modified, if any modifications are made, it may invalidate the warranty and may render the product unsafe.

Before use please read carefully and use in accordance with this safety wiring instructions.

This product must be earthed.

All bare earth wires must be covered with appropriate green/yellow sleeving, not supplied.

This product features:

115V/230V dual voltage output.

20VA double wound isolating transformer.

Safety interlocked device to prevent insertion of two plugs simultaneously.

Built-in retrievable over-current and temperature protection service.

Accepts shaver plugs to British, America, Australian and European Standards.

Always switch off the mains supply before servicing or fitting.

SAFETY INSTRUCTIONS:

1. Before commencing installation or maintenance, isolate the main electrical supply for the appropriate circuit at the fuse board.
2. This product is only suitable for connecting to a 230V 50Hz supply.
3. The socket should be recessed or mounted onto a secure surface.
4. Class I appliance efficiency rating.

Waste Electrical & Electronic Equipment (WEEE)


The Symbol on the product, or on the document accompanying the product, the crossed out wheelite bin symbol, indicated that this product may not be treated as household waste. Instead it shall be handed over to the applicable collection point for the recycling of electrical and electronic waste.



RoHS
Compliant ✓



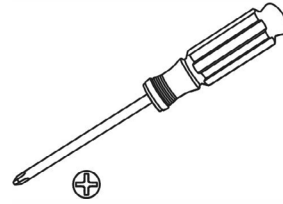
COMPONENTS:



1 x Dual shaver and toothbrush socket




1 x instructions



Screw Driver

INSTALLATION:

- 1) This shaver supply unit is suitable for surface mounting, using a 49mm 2 gang surface back box or flush mounting using a 47mm 2 gang metal back box.
- 2) Remove and retain the 2 fixing screws located at the back of the fascia plate.
- 3) Feed supply cable through the appropriate knockout installation box. In the case of a metal back box fit a 20mm rubber grommet.
- 4) Strip outer sheath of the supply cable to suitable length and then remove 10mm of the insulation from the Live (brown or red) and Neutral (blue or black) conductors to expose inner cores.
- 5) Insert neutral (blue or black) conductor into the terminal marked N and fully tighten the screw.
- 6) Insert live (brown or red) conductor into the terminal marked L and fully tighten the screw.
- 7) Insert the earth conductor, ensuring it has been sleeved with green/yellow sleeving, into the terminal marked .
- 8) Ensure that an additional earth cable is connected between the shaver supply unit earth terminal and the earth terminal in the back box being used.
- 9) Fit socket to back box with the 2 fixing screws provided.
- 10) Re-fit the supply fuse (if removed) for isolation and switch supply back on.

Select voltage required 115/230V by inserting shaver plug into the appropriate socket.
Always unplug appliance after use.

