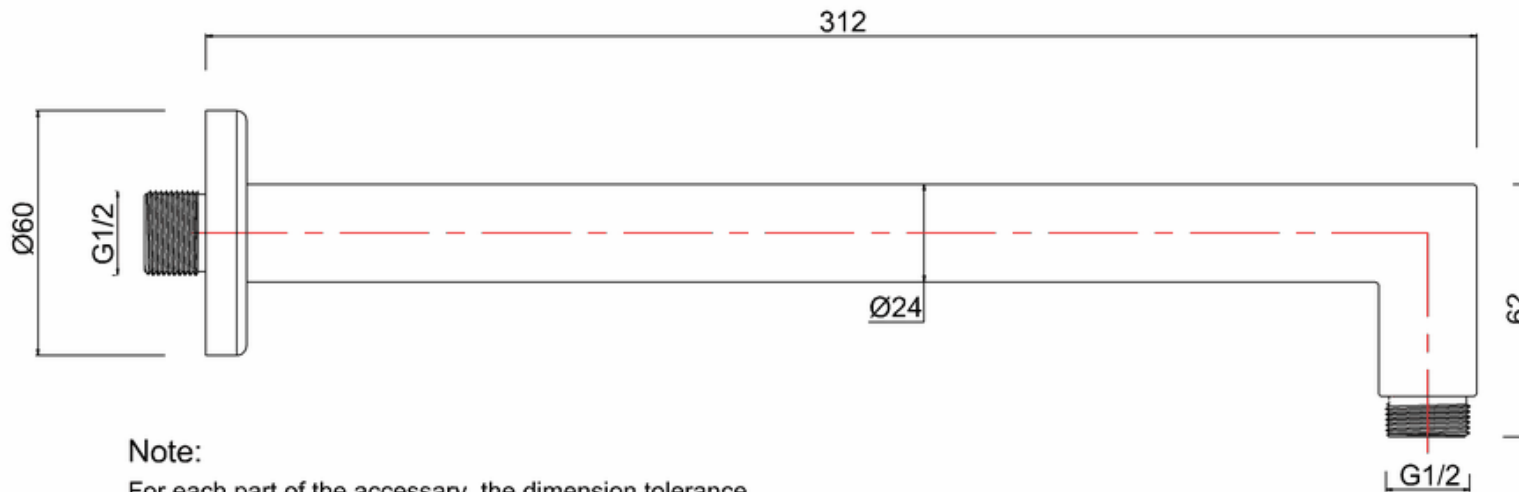




bathstore

20004005680 - ROUND SHOWER WALL ARM 300mm 90 DEGREE



Note:

For each part of the accessory, the dimension tolerance should be followed the list below.

0 ~ 100	101 ~ 200	201 ~ 400	≥ 401
±1	±2	±3	±5

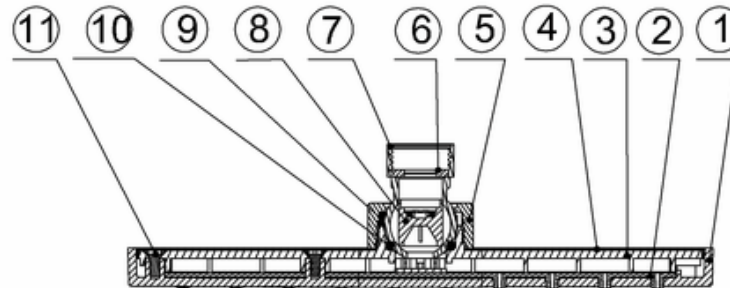
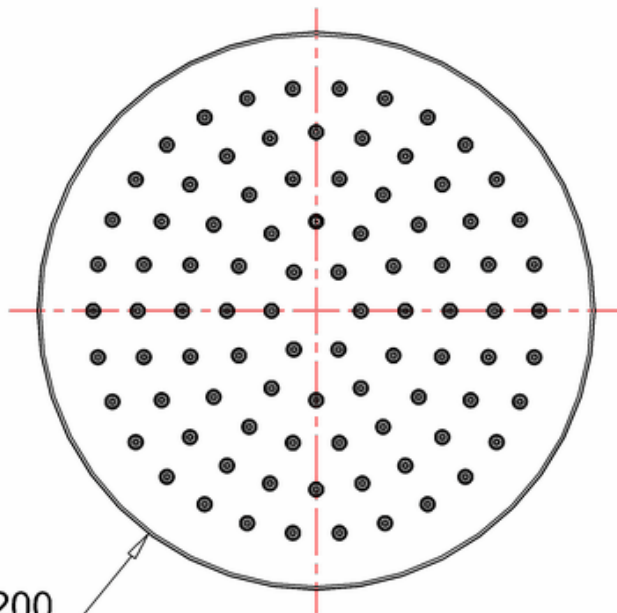
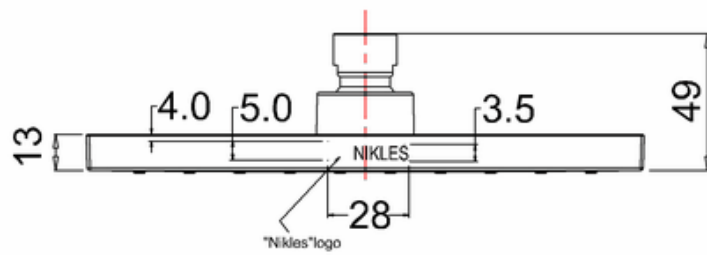
For the finished assembly, the dimension tolerance should be followed the list below.

0 ~ 300	≥ 301
±2	±5



bathstore

20004005720 - FRESH 200 ROUND ABS FIXED SHOWER HEAD ONLY - NO ARM



9	washer	POM	0.9g	1	M5*10
8	flow limiter	POM+NBR		1	Heoper(30.81.48.10.00)
7	ball joint	Hpb59	38.6g	1	Ø24.8
6	gasket	NBR90°		1	
5	nut	ABS	4.5g	1	
4	cover	SUS202		1	
3	body	ABS	115.5g	1	
2	silicone nozzle	SILICONE	61g	1	
1	faceplate	ABS	148.5g	1	
Pos	name of parts	material		qty	Description

Note:

For each part of the accessory, the dimension tolerance should be followed the list below.

0 - 100	101 - 200	201 - 400	≥ 401
±1	±2	±3	±5

For the finished assembly, the dimension tolerance should be followed the list below.

0 - 300	≥ 301
±2	±5